


LED IP65 Waterproof Par Light



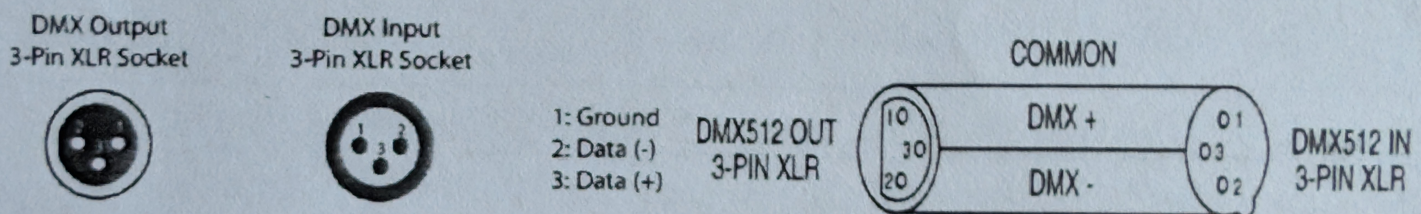
USER MANUAL



KEEP THIS MANUAL FOR FUTURE NEEDS

2.4 DMX-512 control connection

Connect the provided XLR cable to the female 3-pin XLR output of your controller and the other side to the male 3-pin XLR input of the moving head. You can chain multiple Moving head together through serial linking. The cable needed should be two core, screened cable with XLR input and output connectors. Please refer to the diagram below.



3 .TECHNICAL PARAMETERS

Input voltage: AC90-245V/50-60Hz 300

Light color: RGBWA UV 6in1

Light body material: Aluminum

Color: Black

Lens angle: 40 degrees

Color: 16.7 million kinds of color change

Control: DMX512, master-slave control, self-propelled, voice

Channel:6/10 channels

Waterproof: IP65

Size: 27X18X26 CM

Weight:4kg

Features:

2 frame handle, can be self-supporting, can be hung.

whole body cast, temperature protection, safe and reliable.

Unique optical system design, uniform stain results.


Ultra-high frequency (64KHz) dimmer technology, no jitter flash.N.W: 3.2KG





G.W: 5.2 KG

Packing size: 29.5*20*23cm

4 :MENU FUNCTION

☞ KEYS INSTRUCTION



 **MENU**  **UP**  **DOWN**  **ENTER**

☞ DIGITAL SHOW FUNCTION FORM

No	Show	Function	Value	Instruction
1	d001	DMX address	001~512	6CH mode,UP,DOWN increase or reduce the value,
2	A001	DMX address	001~512	10CH mode UP,DOWN increase or reduce the value
3	r255	Red dim	000~255	UP,DOWN Change brightness
4	G255	Green dim	000~255	UP,DOWN Change brightness
5	b255	Blue dim	000~255	UP,DOWN Change brightness
6	u255	White dim	000~255	UP,DOWN Change brightness
7	y255	Amber dim	000~255	UP,DOWN Change brightness
8	P255	Ultraviolet dim	000~255	UP,DOWN Change brightness
9	FH99	Strobe	01 ~ 99	UP,DOWN change the speed
10	CL01	Colors choose	01 ~ 08	UP,DOWN Change color
11	CC99	Colors Jump	01 ~ 99	UP,DOWN change the speed
12	DE99	Colors Gradate	01 ~ 99	UP,DOWN change the speed
13	CP99	Colors Pulse	01 ~ 99	UP,DOWN change the speed
14	SU01	Colors sound-Active	01~09	UP、DOWN Change the effects

5:DMX CHANNELS

6. DMX CHANNELS

Channel	Function	Instruction
CH1	R Dimmer	Red Dimmer- Dark to Bright
CH2	G Dimmer	Green Dimmer- Dark to Bright
CH3	B Dimmer	Blue Dimmer- Dark to Bright
CH4	W Dimmer	White Dimmer- Dark to Bright
CH5	A Dimmer	Amber- Dark to Bright
CH6	U Dimmer	Ultraviolet- Dark to Bright

10.DMX CHANNELS

Channel	Function	Instruction
CH1	Total Dimmer	RGBW Total Dimmer- Dark to Bright
CH2	R Dimmer	Red Dimmer- Dark to Bright
CH3	G Dimmer	Green Dimmer- Dark to Bright
CH4	B Dimmer	Blue Dimmer- Dark to Bright
CH5	W Dimmer	White Dimmer- Dark to Bright
CH6	A Dimmer	Amber- Dark to Bright
CH7	U Dimmer	Ultraviolet- Dark to Bright
CH8	Total Strobe	RGBW Total Flash Strobe- Slow to Fast
CH9	Function Choice	000~050: CH1-CH8 Control. 051~100: Different Colors output 101~150: Colors Jump Change. 151~200: Colors Gradate. 201~250: Colors Pulse Change. 251~255: Sound-Active
CH10	Function/Speed	Slow to Fast (At the Colors output and sound choose the color)

This product can get the best results with Smoke Machine!